

LP302 Series

Loop Power Sensor, 4-20 mA Output Proportional to Vibration in Acceleration, Top Exit 2 Pin Connector



Product Features

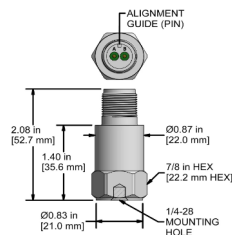
4-20 mA Current Proportional to Vibration in Acceleration

- ▶ Peak and RMS Outputs Available
- ▶ Transmits Signals Over Long Distances with No Signal Loss
- ▶ Outputs to PLC, DCS, SCADA

LP302-XXX-1E

2 Pin Connector

Connector Pin	Polarity
A	(+) Loop Power mA Output
B	(-) Common

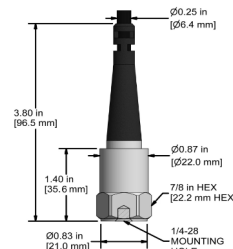


Built To Order

LP302-XXX-2E

Integral Cable

Conductor	Polarity
Red	(+) Loop Power mA Output
Black	(-) Common
Shield	Cable Drain Wire

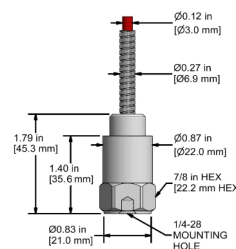


Built To Order

LP302-XXX-3E

Armored Integral Cable

Conductor	Polarity
Red	(+) Loop Power mA Output
Black	(-) Common
Shield	Cable Drain Wire



Built To Order

Specifications	Standard	Metric	Specifications	Standard	Metric
Part Number	LP302	M/ or M8/LP302	Physical		
Tolerance: 4 mA	(± 10%)		Sensing Element	PZT Ceramic	
Tolerance: 20 mA	(± 10%)		Sensing Structure	Shear Mode	
Electrical			Weight	3.0 oz	86 grams
Settling Time	<30 Seconds		Case Material	316L Stainless Steel	
Voltage Source	15-30 VDC		Mounting Thread	1/4-28 Blind Tapped Hole	
Case Isolation	>10 ⁸ ohm		Connector (Non-Integral)	2 Pin MIL-C-5015	
Environmental			Mounting Torque	2 to 5 ft. lbs.	2.7 to 6.8 Nm
Operating Temperature Range	-4 to 212 °F	-20 to 100 °C	Mounting Hardware Supplied	1/4-28 Stud	M6x1 or M8x1.25 Adapter Stud
Electromagnetic Sensitivity	CE		Calibration Certificate	Current Output @ 100 Hz	
Sealing	Welded, Hermetic				
Submersible Depth	200 ft.	60 m			

Ordering Information

Stud Type	Measurement Range	Type	Frequency Range ±3dB	Style	Integral Options	
Blank = 1/4-28 M = M6x1 M8 = M8x1.25	0 = 0-1 g 2 = 0-2 g 5 = 0-5 g 10 = 0-10 g 20 = 0-20 g	P = Peak R = RMS	1 = 600-60000 CPM (10-1000 Hz) 2 = 180-150000 CPM (3-2500 Hz) 3 = 180-60000 CPM (3-1000 Hz) 4 = 180-300000 CPM (3-5000 Hz) 5 = 180-600000 CPM (3-10000 Hz)	1E = 2 Pin MIL C-5015 2E = Integral Cable 3E = Armor Jacket M12E = 4 Pin M12	Armor Length (Integral)	Cable Length (Integral)
					010 = 10 ft/3 m 020 = 20 ft/6 m 030 = 30 ft/9 m 050 = 50 ft/15 m 100 = 100 ft/30 m	010 = 10 ft/3 m 020 = 20 ft/6 m 030 = 30 ft/9 m 050 = 50 ft/15 m 100 = 100 ft/30 m
*Custom Lengths Available Upon Request						