

AC294 Series

Compact, High Performance Accelerometer, Side Exit Connector/Cable, 100 mV/g



VIBRATION ANALYSIS HARDWARE



Product Features

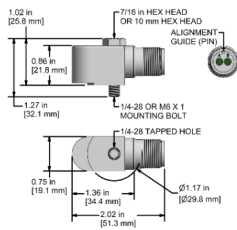
Superior RF Immunity in a Compact 100 mV/g Sensor

- ▶ ± 80 g, Dynamic Range
- ▶ 0.3 - 10,000 Hz (18 - 600,000 CPM) Frequency Response
- ▶ Standard 2 Pin MIL Connector on Non-Integral Option

AC294-1D

2 Pin Connector

Connector Pin	Polarity
A	(+) Signal/Power
B	(-) Common

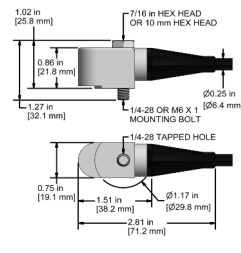


Stock Product

AC294-2D

CB103 Integral Cable

Conductor	Polarity
Red	(+) Signal/Power
Black	(-) Common
Shield	Cable Drain Wire

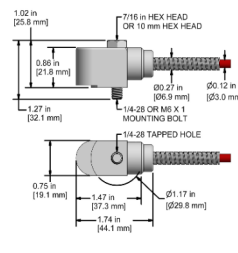


Built To Order

AC294-3D

CB206 Armored Integral Cable

Conductor	Polarity
Red	(+) Signal/Power
Black	(-) Common
Shield	Cable Drain Wire

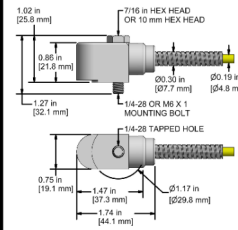


Built To Order

AC294-6D

CB611 Heavy Duty Armored Integral Cable

Conductor	Polarity
Red	(+) Signal/Power
Black	(-) Common
Shield	Cable Drain Wire

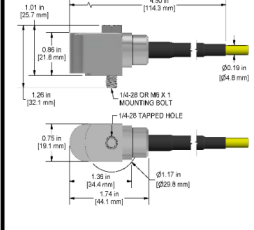


Built To Order

AC294-6N

CB111 Integral Cable

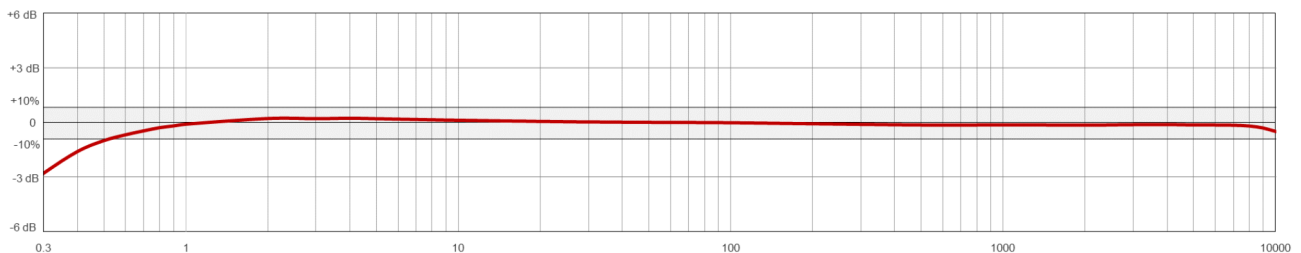
Conductor	Polarity
Red	(+) Signal/Power
Black	(-) Common
Shield	Cable Drain Wire



Built To Order

Specifications	Standard	Metric	Specifications	Standard	Metric
Part Number	AC294	M/AC294	Environmental		
Sensitivity (±5%)		100 mV/g	Temperature Range	-58 to 250°F	-50 to 121°C
Frequency Response (±3dB)	18-600,000 CPM	0.3-10000 Hz	Maximum Shock Protection		5,000 g, peak
Frequency Response (±10%)	60-150,000 CPM	1.0-2500 Hz	Electromagnetic Sensitivity		CE
Frequency Response (±5%)	600-120,000 CPM	10-2000 Hz	Sealing		Welded, Hermetic
Dynamic Range		± 80 g, peak	Submersible Depth	200 ft.	60 m
Electrical			Physical		
Settling Time		<2 Seconds	Sensing Element		PZT Ceramic
Voltage Source (IEPE)		18-30 VDC	Sensing Structure		Shear Mode
Constant Current Excitation		2-10 mA	Weight	3.3 oz	93 grams
Spectral Noise @ 10 Hz		8 µg/vHz	Case Material		316L Stainless Steel
Spectral Noise @ 100 Hz		4 µg/vHz	Mounting		1/4-28
Spectral Noise @ 1000 Hz		2 µg/vHz	Connector (Non-Integral)		2 Pin MIL-C-5015
Output Impedance		<100 ohm	Resonant Frequency	1,200,000 CPM	20000 Hz
Bias Output Voltage		10-14 VDC	Mounting Torque		2 to 5 ft. lbs. 2.7 to 6.8 Nm
Case Isolation		>10 ⁸ ohm	Mounting Hardware	1/4-28 Captive Bolt	M6x1 Captive Bolt
			Calibration Certificate		CA10

Typical Frequency Response



Backed by our Unconditional Lifetime Warranty

www.ctconline.com | sales@ctconline.com | 585-924-5900